


Comfort 360

Opener systems for garage doors



blueline

[EOS] EASY OPERATING SYSTEM

MSBUS 



Comfort 360

ARTICLE	ARTICLE NO.	PRICE EACH
Comfort 360	115 328	

PACKAGE

- Motor unit with integrated control unit
- Digital 921 module receiver, 868 MHz bi-linked
- Digital 663 mini hand transmitter 3-channel, 868 MHz bi-linked
- Digital 572 micro hand transmitter 2-channel, 868 MHz bi-linked
- Universal mounting kit for up-and-over doors and sectional doors
- Power cord with Europlug, 1.500 mm

ELECTRICAL DETAILS

Nominal voltage	230 V AC
Nominal frequency	50/60 Hz
Power consumption	1.1 A
Power input in operation	0.25 KW
Power input stand-by	approx. 0.6 W
Operation mode (duty cycle)	S2-2 min
Motor voltage	24 V DC
Control voltage	24 V DC
Protection category	(motor unit) IP 20
Protection class	II

MECHANICAL DETAILS

Push and pull force	max. 650 N
Door travel speed	max. 220 mm/s
Opening time (door-specific)	approx. 9.5 s

GENERAL DETAILS

Measurements (WxHxD)	(motor unit) 360x135x335 mm (packing) 375x150x500 mm
Weight (total)	approx. 7.4 kg
Range of temperature	-20 °C to +60 °C
Illuminant	2 10-LED-modules

FUNCTION


- Economy mode blueLine
- High speed function speed
- Electronic travel cut-out
- Soft start/soft stop/soft run
- Electronic push-open security
- Anti-blocking device
- Excess travel stop
- Release using pull rope (inside)
- Motor head rotatable by +/- 90°
- Marantec EOS programming with LC-display
- Direction of rotation programmable
- Back jump (stress relief of the closing edge)
- Automatic closing function (only usable in combination with a photocell)
- Door open duration and warning time programmable
- Lighting duration programmable and switchable via radio
- Automatic cut-out OPEN and CLOSE separately programmable
- Intermediate position OPEN and CLOSE separately programmable
- Door travel speed OPEN and CLOSE separately programmable
- Soft run position OPEN and CLOSE separately programmable
- Soft run speed OPEN and CLOSE separately programmable
- Door frame function (suppression of photocells in the door-frame)
- Programmable impulse input and output
- Servicing counter (interval programmable) and door cycle counter
- Fault messages with memory
- Multistage reset function (control unit, safety, remote etc.)
- Connection (conventional) for push button, photocell and hold circuit
- Connection (MS-Bus) for expansion boards
- Connection (MS-Bus) for hand programming device and expansion modules
- Connection for battery backup (back-up 100 integrable)
- Output 24 V DC, max. 50 mA

APPLICATION

- Opener system for garage doors - private use
- For up-and-over doors up to a door width of 3,500 mm and a door weight of 110 kg
- For single-walled sectional doors up to a door width of 5,000 mm and a door weight of 110 kg
- For double-walled sectional doors up to a door width of 3,000 mm and a door weight of 110 kg
- For retractable up-and-over doors and canopy doors up to a door width of 3,500 mm, a door height of 2,250 mm and a door weight of 110 kg
- In combination with Marantec opener rails

Comfort 370

Opener systems for garage doors



blueline

EOS EASY OPERATING SYSTEM

MSBUS



Garage door openers

Radio accessories bi-linked

Radio accessories Multi-Bit

General accessories

Comfort 370

ARTICLE	ARTICLE NO.	PRICE EACH
Comfort 370	115 329	

PACKAGE
<ul style="list-style-type: none"> · Motor unit with integrated control unit · Digital 921 module receiver, 868 MHz bi-linked · Digital 663 mini hand transmitter 3-channel, 868 MHz bi-linked · Digital 572 micro hand transmitter 2-channel, 868 MHz bi-linked · Universal mounting kit for up-and-over doors and sectional doors · Power cord with Europlug, 1.500 mm

ELECTRICAL DETAILS	
Nominal voltage	230 V AC
Nominal frequency	50/60 Hz
Power consumption	1.1 A
Power input in operation	0.25 KW
Power input stand-by	approx. 0.6 W
Operation mode (duty cycle)	S2-2 min
Motor voltage	24 V DC
Control voltage	24 V DC
Protection category	(motor unit) IP 20
Protection class	II

MECHANICAL DETAILS	
Push and pull force	max. 850 N
Door travel speed	max. 235 mm/s
Opening time (door-specific)	approx. 9.0 s


GENERAL DETAILS	
Measurements (WxHxD)	(motor unit) 360x135x335 mm (packing) 375x150x500 mm
Weight (total)	approx. 7.4 kg
Range of temperature	-20 °C to +60 °C
Illuminant	2 10-LED-modules

FUNCTION
<ul style="list-style-type: none"> · Economy mode blueline · High speed function speed · Electronic travel cut-out · Soft start/soft stop/soft run · Electronic push-open security · Anti-blocking device · Excess travel stop · Release using pull rope (inside) · Motor head rotatable by +/- 90° · Marantec EOS programming with LC-display · Direction of rotation programmable · Back jump (stress relief of the closing edge) · Automatic closing function (only usable in combination with a photocell) · Door open duration and warning time programmable · Lighting duration programmable and switchable via radio · Automatic cut-out OPEN and CLOSE separately programmable · Intermediate position OPEN and CLOSE separately programmable · Door travel speed OPEN and CLOSE separately programmable · Soft run position OPEN and CLOSE separately programmable · Soft run speed OPEN and CLOSE separately programmable · Door frame function (suppression of photocells in the door-frame) · Programmable impulse input and output · Servicing counter (interval programmable) and door cycle counter · Fault messages with memory · Multistage reset function (control unit, safety, remote etc.) · Connection (conventional) for push button, photocell and hold circuit · Connection (MS-Bus) for expansion boards · Connection (MS-Bus) for hand programming device and expansion modules · Connection for battery backup (back-up 100 integrable) · Output 24 V DC, max. 50 mA

APPLICATION
<ul style="list-style-type: none"> · Opener system for garage doors - private use · For up-and-over doors up to a door width of 5,000 mm and a door weight of 185 kg · For single-walled sectional doors up to a door width of 5,500 mm and a door weight of 185 kg · For double-walled sectional doors up to a door width of 5,500 mm and a door weight of 185 kg · For retractable up-and-over doors and canopy doors up to a door width of 5,000 mm, a door height of 2,250 mm and a door weight of 185 kg · In combination with Marantec opener rails

Comfort 380

Opener systems for garage doors



blueline

EOS EASY OPERATING SYSTEM

MSBUS 



Comfort 380

ARTICLE	ARTICLE NO.	PRICE EACH
Comfort 380	115 330	

PACKAGE

- Motor unit with integrated control unit
- Digital 921 module receiver, 868 MHz bi-linked
- Digital 663 mini hand transmitter 3-channel, 868 MHz bi-linked
- Digital 572 micro hand transmitter 2-channel, 868 MHz bi-linked
- Universal mounting kit for up-and-over doors and sectional doors
- Power cord with Europlug, 1.500 mm

ELECTRICAL DETAILS

Nominal voltage	230 V AC
Nominal frequency	50/60 Hz
Power consumption	1.1 A
Power input in operation	0.25 KW
Power input stand-by	approx. 0.6 W
Operation mode (duty cycle)	S2-5 min
Motor voltage	24 V DC
Control voltage	24 V DC
Protection category	(motor unit) IP 20
Protection class	II

MECHANICAL DETAILS

Push and pull force	max. 1,100 N
Door travel speed	max. 180 mm/s
Opening time (door-specific)	approx. 12 s

GENERAL DETAILS

Measurements (WxHxD)	(motor unit) 360x135x335 mm (packing) 375x150x500 mm
Weight (total)	approx. 7.5 kg
Range of temperature	-20 °C to +60 °C
Illuminant	2 10-LED-modules

FUNCTION

- Economy mode blueline
- High speed function speed
- Electronic travel cut-out
- Soft start/soft stop/soft run
- Electronic push-open security
- Anti-blocking device
- Excess travel stop
- Release using pull rope (inside)
- Motor head rotatable by +/- 90°
- Marantec EOS programming with LC-display
- Direction of rotation programmable
- Back jump (stress relief of the closing edge)
- Automatic closing function (only usable in combination with a photocell)
- Door open duration and warning time programmable
- Lighting duration programmable and switchable via radio
- Automatic cut-out OPEN and CLOSE separately programmable
- Intermediate position OPEN and CLOSE separately programmable
- Door travel speed OPEN and CLOSE separately programmable
- Soft run position OPEN and CLOSE separately programmable
- Soft run speed OPEN and CLOSE separately programmable
- Door frame function (suppression of photocells in the door-frame)
- Programmable impulse input and output
- Servicing counter (interval programmable) and door cycle counter
- Fault messages with memory
- Multistage reset function (control unit, safety, remote etc.)
- Connection (conventional) for push button, photocell and hold circuit
- Connection (MS-Bus) for expansion boards
- Connection (MS-Bus) for hand programming device and expansion modules
- Connection for battery backup (back-up 100 integrable)
- Output 24 V DC, max. 50 mA

APPLICATION

- Opener system for garage doors - private use
- For up-and-over doors up to a door width of 6,000 mm and a door weight of 220 kg
- For single-walled sectional doors up to a door width of 6,000 mm and a door weight of 220 kg
- For double-walled sectional doors up to a door width of 6,000 mm and a door weight of 220 kg
- For retractable up-and-over doors and canopy doors up to a door width of 6,000 mm, a door height of 2,250 mm and a door weight of 220 kg
- In combination with Marantec opener rails